

Drape Light

JAMIE WOLFOND, 2024



The Drape Light by Jamie Wolfond uses its geometric structure with a 3D-knitted polyester shade to create an essential, deliberate, and warm atmosphere. Shaped by gravity, the shade drapes over two minimalistic glass LED tube lights. This versatile and thoughtful light comes in two sizes and is perfect for every space.

Detailing



Shaped by gravity, the 3D-knitted polyester fabric rests on a minimal frame of two glass tubes encapsulating LED lights.

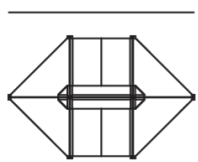
Colours

Drape Light

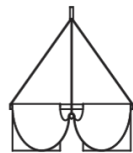
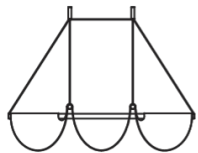
Drape Light / 118

Dimensions

118cm | 46,5"



78cm | 30,7"



91cm | 35,8"

Product

WIDTH 118cm | 46.5"

HEIGHT 91cm | 35.8"

DEPTH 78cm | 30.7"

WEIGHT NETTO 3.6kg | 7.94lbs

Packaging

WIDTH 25cm | 9.8"

HEIGHT 21cm | 8.3"

CUBAGE 0.07m³ | 2.43ft³

LENGTH 131cm | 51.6"

WEIGHT 12kg | 26.46lbs

Technical UL / CE

MATERIAL

360° LED lighting in glass tubes with aluminum details, draped 3D-knitted PL fabric

INSTALLATION REQUIRED

Yes

LIGHTSOURCE TYPE

LED

LIGHTSOURCE INCLUDED

Yes

NUMBER OF LIGHTSOURCES

3

SHAPE

Abstract

INPUT VOLTAGE

120-250V

FREQUENCY

50/60

MAX POWER CONSUMPTION

50W

LIFETIME

50000 hours

CABLE COLOUR

RAL 9016 (Traffic white)

CABLE LENGTH

250cm | 98.4"

SWITCH

No

CANOPY

Pebble III in matching color

CHROM X

0.4588

CHROM Y

0.414

COLOUR TEMPERATURE

2740 K (max)

CRI

81

LIGHT DIRECTION

All directions

LIGHT OUTPUT

3850 lm

R9

0

DIMMING & LIGHTING CONTROL

DALI dt6, Wireless Wall Switch (dimmer), Push / Pulse dim on Line Voltage, Mains / ELV dimming is not possible

See last page for more information about the dimming possibilities.



Energy Label information

LIGHTING TECHNOLOGY USED

LED

DIMMABLE

Yes

ENERGY CONSUMPTION IN ON-MODE (KWH/1000 H)

50 kWh

ENERGY EFFICIENCY CLASS

F

USEFUL LUMINOUS FLUX (ΦUSE)

3850 lm

CORRELATED COLOUR TEMPERATURE

2740 K (max)

ON-MODE POWER (PON)

50W

LIFETIME

50000 hours

COLOUR RENDERING INDEX, ROUNDED TO THE NEAREST INTEGER, OR THE RANGE OF CRI-VALUES THAT CAN BE SET

81

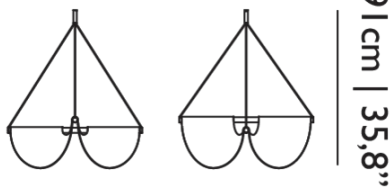
R9 COLOUR RENDERING INDEX VALUE

0

Drape Light / 78

Dimensions

78cm | 30,7"



Product

WIDTH 78cm | 30.7"

HEIGHT 91cm | 35.8"

DEPTH 78cm | 30.7"

WEIGHT NETTO 2.8kg | 6.17lbs

Packaging

WIDTH 25cm | 9.8"

HEIGHT 21cm | 8.3"

CUBAGE 0.06m³ | 2.06ft³

LENGTH 111cm | 43.7"

WEIGHT 10kg | 22.05lbs

Technical UL / CE

MATERIAL

360° LED lighting in glass tubes with aluminum details, draped 3D-knitted PL fabric

INSTALLATION REQUIRED

Yes

LIGHTSOURCE TYPE

LED

LIGHTSOURCE INCLUDED

Yes

NUMBER OF LIGHTSOURCES

2

SHAPE

Abstract

INPUT VOLTAGE

120-250V

FREQUENCY

50/60

MAX POWER CONSUMPTION

30W

LIFETIME

50000 hours

CABLE COLOUR

RAL 9016 (Traffic white)

CABLE LENGTH

250cm | 98.4"

SWITCH

No

CANOPY

Pebble III in matching color

CHROM X

0.4585

CHROM Y

0.413

COLOUR TEMPERATURE

2740 K (max)

CRI

81

LIGHT DIRECTION

All directions

LIGHT OUTPUT

2150 lm

R9

1

DIMMING & LIGHTING CONTROL

DALI dt6, Wireless Wall Switch (dimmer), Push / Pulse dim on Line Voltage, Mains / ELV dimming is not possible

See last page for more information about the dimming possibilities.

*Energy Label information***LIGHTING TECHNOLOGY USED**

LED

DIMMABLE

Yes

ENERGY CONSUMPTION IN ON-MODE (KWH/1000 H)

30 kWh

ENERGY EFFICIENCY CLASS

F

USEFUL LUMINOUS FLUX (ΦUSE)

2150 lm

CORRELATED COLOUR TEMPERATURE

2740 K (max)

ON-MODE POWER (PON)

30W

LIFETIME

50000 hours

COLOUR RENDERING INDEX, ROUNDED TO THE NEAREST INTEGER, OR THE RANGE OF CRI-VALUES THAT CAN BE SET

81

R9 COLOUR RENDERING INDEX VALUE

1

Dimming & Lighting Control

DALI dt6

The luminaire is dimmable by integrating it into a DALI network. This is an universal and professional standard in home automation systems with endless control possibilities and ease. We advise to hire a professional to integrate the luminaire into your DALI network.

Compatible models: 118 CCC, 118 UL, 118 CE, 78 CCC, 78 UL, 78 CE

Wireless Wall Switch (dimmer)

With our Wireless Wall Switch, you'll have full control over your Moooi lighting design with one touch. Our Wireless Wall Switch comprises two components, a wall switch and radio device to put in the canopy of your Moooi lighting design. The wall switch can be integrated in System 55 or Decora style wall switches. The Wireless Wall Switch communicates via Bluetooth with the radio device in the luminaires canopy. Within moments you can enjoy full and fluent dimming, all the way to dark.

Compatible models: 118 CCC, 118 UL, 118 CE, 78 CCC, 78 UL, 78 CE

Push / Pulse dim on Line Voltage

The luminaire is dimmable by using an external momentary switch or pushbutton switch. The switch is usually mounted on an existing wall socket. In some cases a Phase or Control wire needs to be added to your home's wiring. The switch should be suitable for use with line voltage and of the type 'normal off - momentary on'. The luminaire dims perfectly when the switch makes and holds contact. A short press switches between on and off.

Compatible models: 118 CCC, 118 UL, 118 CE, 78 CCC, 78 UL, 78 CE

Mains / ELV dimming is not possible

Mains and/or ELV dimming is not possible. The wireless wall switch is advised for dimming in this case.

Compatible models: 118 CCC, 118 UL, 118 CE, 78 CCC, 78 UL, 78 CE
